

BUSINESS & PROJECT SUMMARY

APPLICATION FOR PROJECT FUNDING

BUSINESS INFORMATION

Submission Date	Saturday, March 3, 2014
Business Name	Coop2Coop , (<i>Link and Match of Social Network and Global payment Gateway Project.</i>) Developed by KOPATNAS
Business Details (Registration number, Address)	Kopatnas is a National Farmers Alliance Cooperative, founded in March 22, 2001 after certification of Legal Letter No.: 084/BH/MENEG.1/III/2001 issued by Minister Of Cooperative & Small Medium Enterprise of Republic of Indonesia In the year 2001. Address : Gedung Landmark, 20th Floor, Tower A. Jl. Jend. Sudirman Jakarta. Indonesia Email: insanial@coop2.coop ; website: www.coop2.coop
Principal nature of business	Cooperative to All economic sector services
Directors & Shareholders	M. Yunus Yosfiah, Chairman Joesoef Faisal, Co-Chairman Insanial Burhamzah, President/CEO Christopher, Vice President
Project Owner / Client Nationality Contact Number Email Address Website	Insanial Burhamzah Indonesia 085255332514 insanial@coop2.coop www.coop2.coop

PROJECT EXECUTIVE SUMMARY

Project Description	<p>We are developing Coop2Coop, (Link and Match of Global and Domestic Project.)Project :</p> <p>a. Global Project is "Coop2Coop", Coop2Coop is a social applications platform that gives all the tools cooperatives need to keep online community connected to serve 1,4 (one billion and four hundred) individual members of the cooperative movement in 101 countries who has joined the ICA (International Cooperative Alliance) for interact by each other, and it may we say total solution for Global One-Stop Service So as the aim of Coop2Coop idea for achieving a maximum one-stop service to members of cooperatives worldwide.</p> <p>b. Domestic Project are : a). to Strengthen 49 million of SMEs in Indonesia in several sectors, b). to provide low cost capital and simple beaurocracy through profit-sharing; c). to provide a management supervisory to the SMEs in sector of Agri-business/Industry, Fishery and Social Forestry for increasing the SMEs's productivities; d) to Provide a global market through one-stop service in CoopCoop</p>
Within 30 words, describe what is unique about the business or project?	<ol style="list-style-type: none"> 1. This is the first Net-Working project approved by Managing Director of ICA (International Cooperative Alliance) for billions member in 101 countries and has signed NDA to support Coop2Coop. 2. We do combine Social network with , "a global cooperative market " who equipped with various facilities and infrastructure that will be used by the cooperative movement communities to conduct their activities 3. To reach every member of cooperatives, The Coop2Coop will establish 900 Trading-House + Warehouse + Grocery Supermarket in 900 cities of 101 countries.
Vision	<p>To overcome the issues of the 21st century, we should be deciding by civilization of the 21st century also. So, It is a right time to develop an attractive online social networking, which is easy and simple accessed for the small businesses in the world cooperatives society. As it is the small businesses are really is the backbone for billions of individual in the global economy</p>
Primary Markets & Customers	<p>Over 1 Billion peoples who has become a member of co-operatives from 1001 countries associated in ICA.</p>
Track record & Experience	<p>Agribusiness and Training</p>

Competitive Advantages	Coop2Coop online is a new concept to interconnecting among the co-operators worldwide, at once, can answer the prime requirement of the International co-operative movement which is a majority of economic global society. So that, they need information as to be able to act quickly, to seize every opportunities fairly in the global competition against monopolist and cartels.
Collateral / Asset	Bank Instrument (Bank Guarantee / SBLC) the Face Value: EURO.50 Billion issued from DEUTSCHE, BARCLAYS, BARCLAYS CREDIT SUISSE OR OTHER S&P RATED AAA WEB
Liabilities & Obligations	No
Within one page, please describe client's business plan for the next 25 months.	<ol style="list-style-type: none"> 1. Finishing or upgrading Coop2Coop's portal and modules, within 15 days 2. To establishing 900 building within 18 month for : <ul style="list-style-type: none"> • 1th floor, for Supermarket, to accept local product to introduce and sell in local and global market, as well • 2th floor, to facilitate Meeting Room for On-Line Business Gathering • 3th floor, Ball Room, for on-line Auction to all commodities from small medium enterprise of 101 countries, as their comparative advantage 3. Establish Call Center, within 25 days, • 4th floor, for representative Office of Coop2Coop 3. Soft Launching Product, 4. Recruit some professionals, within 45 days 5. Prepare new Head office, within 1000 days
Revenue channels (% and \$)	<ol style="list-style-type: none"> 1. Direct Selling From C2C Market: <ol style="list-style-type: none"> a. For the first year USD.48,600,000 b. For the second year USD. 145,800,000 2. On-Line Transaction From C2C Portal <ol style="list-style-type: none"> a. For the first year USD. 54,000,000,000 b. For the second year USD.162,000,000,000

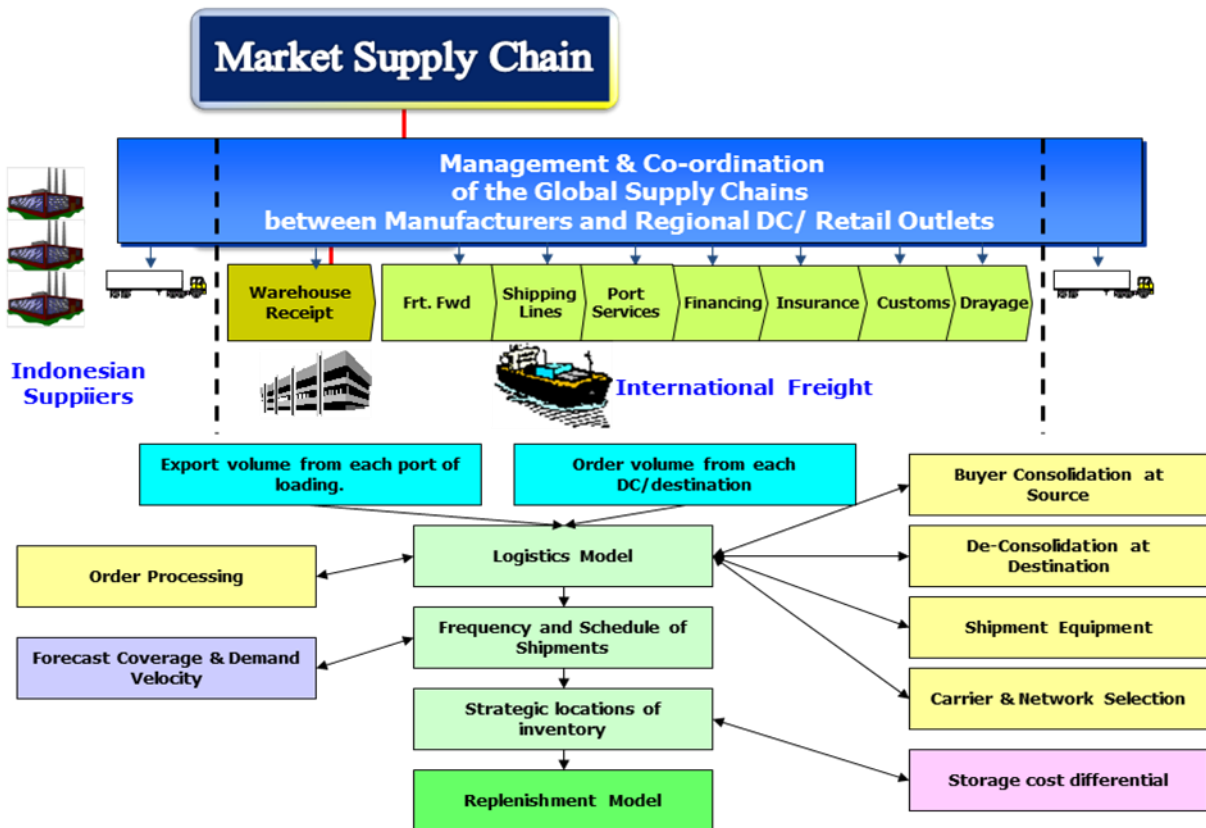
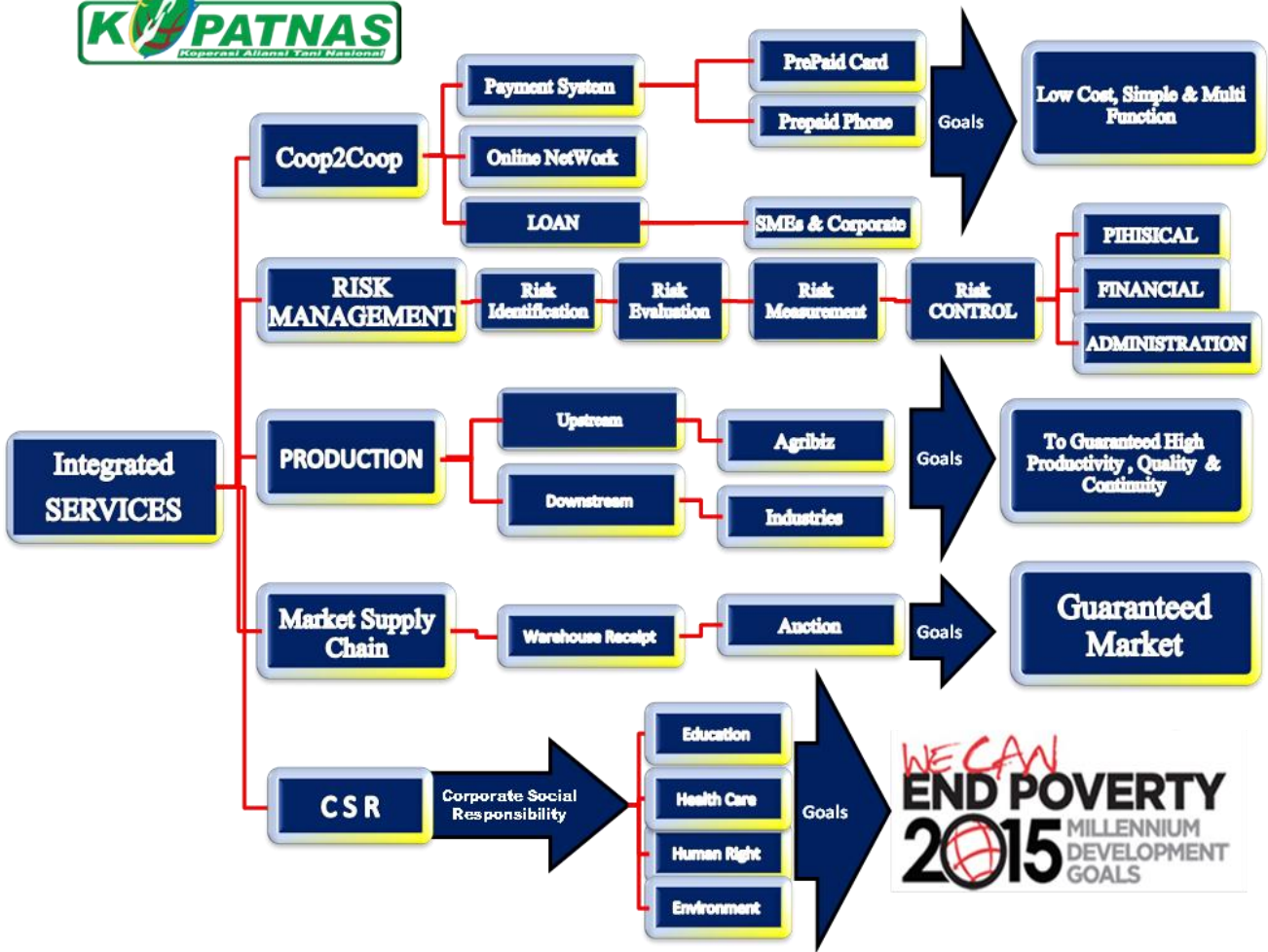
FUNDING REQUEST

Total cost of project (USD)	USD. 37,328,411,800
------------------------------------	---------------------

How much funding is requested at this stage? (USD)	USD. 37,328,411,800
How will the funding be used?	<p>1. Capital Expenditure = USD 27,053,821,000</p> <ul style="list-style-type: none"> a. Establishing a Trading-House + Warehouse + Grocery Supermarket in 1,350 cities of 101 countries b. Lease line to satellite for 10 years = c. d. Representative Office and Call Center in 101 Countries d. Marketing Cost e. Training <p>2. Working Capital = USD 10,274,590,800</p> <ul style="list-style-type: none"> a. Bank / Payment Gateway Cost (Automatic Clearing House Transaction Cost and SWIFT Cost) d. Salary and other operational cost for two years e. Overhead Cost
Schedule of funding requested: 90 days 180 days 270 days 360 days	USD 12 Billions USD 12 Billions USD 12. Billions USD 1,328,411,800
Bank & banker	Cimb Niaga

LEGAL DUE DILIGENCE

Has client been declined for opening any bank account or credit card before?	No
Any personal or corporate judgments, liens, suits, criminal, convictions, foreclosures, bankruptcies, or litigation?	No
Is client using this funding to pay back any outstanding loans or debts?	No
Other disclosures	



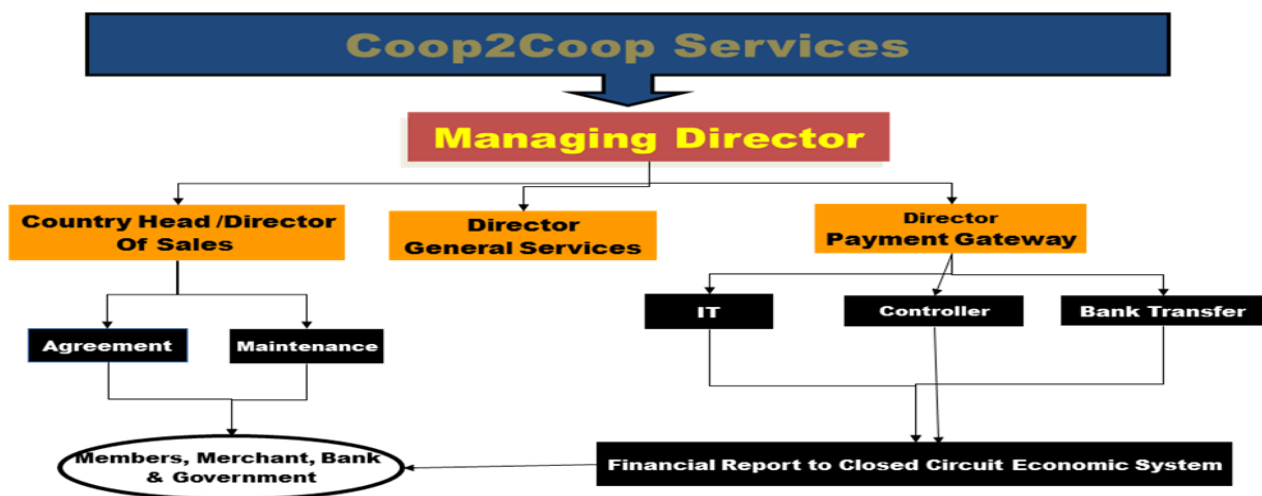
Global Strategy

Over 1,4 Billion peoples are members of co-operatives around the world. In Asia, 45.3 million people are members of credit unions.

A financial revolution has begun. A CBS/New York Times news poll shows that close to half of Americans support the Occupy Wall Street movement. Another 30 per cent are undecided. Wall Street business practices and what is seen as morally-bankrupt behavior. Those who reinforce my optimism that the co-operative will become the fastest-growing enterprise model by the end of this decade.

This opinion is not only from Mr Charless Gould, some financial expert such as Monique Leroux, the visionary leader of the Desjardins banking group, has similar views. And 70 per cent of the inhabitants of Quebec have voted with their feet by banking with Desjardins.

It is the right time to demonstrate to the world a concept of Coop2Coop as new solution. A viable alternative who will combine the traditional banking system which is well-established such as credit union with digital revolution who established and developed in the coop2coop for one stop services. In this respect, we have signed NDA (Non-Disclosure Agreement) with ICA (International Cooperative Alliance) to initiated Coop2Coop (Coop-to-Coop) online as our an original idea who is intended not just as a means of a payment system only, however, Coop2Coop designed to enable Cooperative and SME to establish the advance communication system through video conference and establish an Internet presence for their business, including website design and processing of batch and individual payments in the social worldwide network of Coop2Coop.




**Coop2Coop's INTEGRATED BUILDING MODEL FOR TRADING-HOUSE +
WAREHOUSE + GROCERY SUPERMARKET IN 1,350 CITIES OF 101 COUNTRIES**







Basement




1st Floor, Supermarket

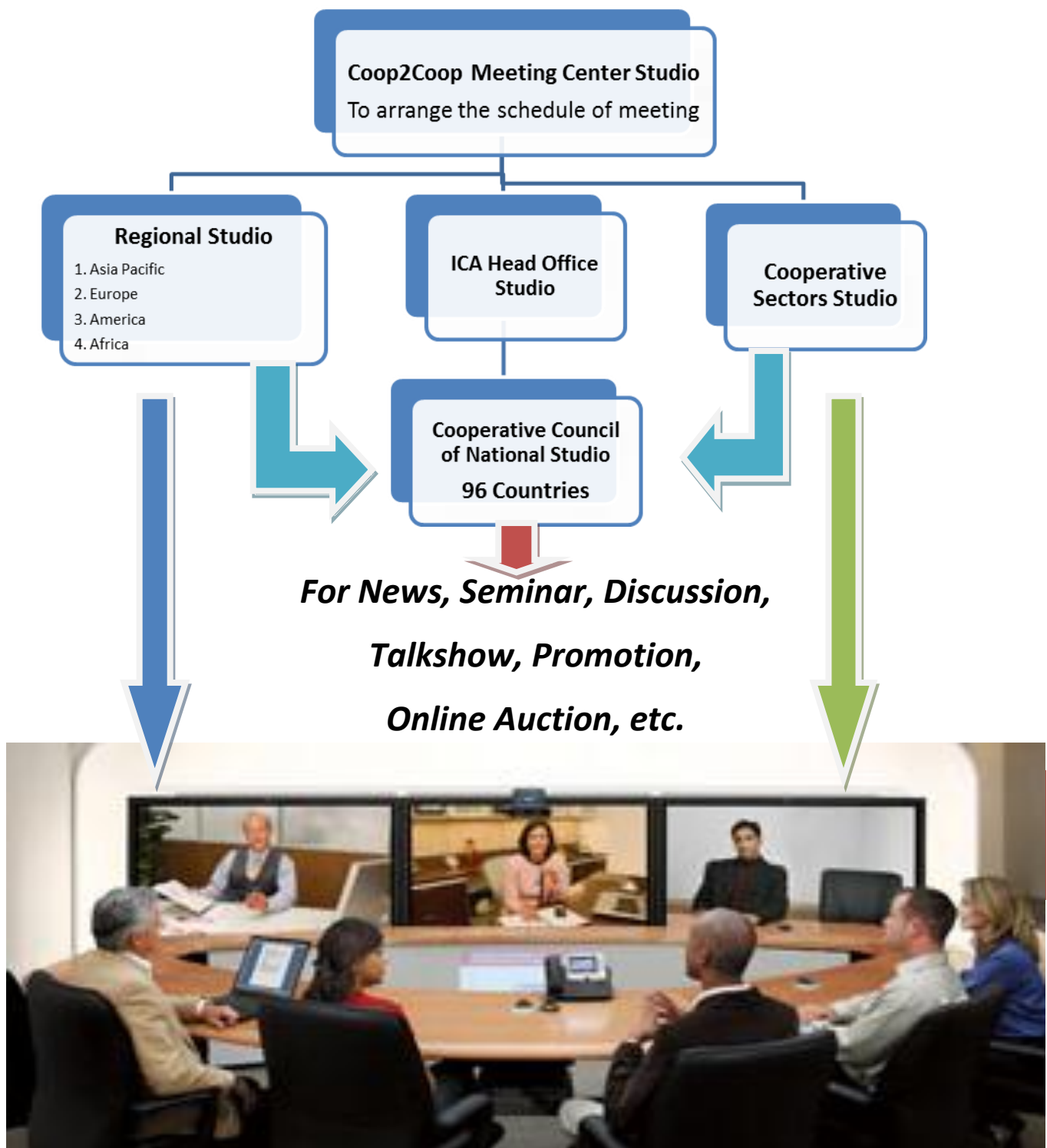




2nd Floor Cafee Shop and Meeting Room



3rd Floor Ball Room for Webinar



Over 1,4 (one) billion members worldwide

4rd Floor Office



	COUNTRY		CITY	INVESTMENT
1	USA	1	New York City	\$45,000,000
		2	Loss Angeles	\$45,000,000
		3	Chicago	\$45,000,000
		4	San Franscisco	\$45,000,000
		5	Dallas - Forth Worth	\$45,000,000
		6	Houston	\$45,000,000
		7	Philadelphia	\$45,000,000
		8	Miami	\$45,000,000
		9	Atlanta	\$45,000,000
		10	Boston	\$45,000,000
		11	Detroit	\$45,000,000
		12	Seattle	\$45,000,000
		13	San Diego	\$45,000,000
		14	Phoenix	\$45,000,000
		15	San Bernardino-Riverside	\$45,000,000
		16	Minneapolis-St Paul	\$45,000,000
		17	Baltimore	\$45,000,000
		18	Honolulu	\$45,000,000
Total				810,000,000

	COUNTRY		CITY	INVESTMENT
2	CHINA	1	Shanghai	\$45,000,000
		2	Beijing	\$45,000,000
		3	Chongqing	\$45,000,000
		4	Tianjin	\$45,000,000
		5	GuangZhou	\$45,000,000
		6	Shenzhen	\$45,000,000
		7	Wuhan	\$45,000,000
		8	Dongguan	\$45,000,000
		9	Chengdu	\$45,000,000
		10	Hongkong	\$45,000,000
		11	Nanjing	\$45,000,000
		12	Shenyang	\$45,000,000
		13	Hangzhou	\$45,000,000
		14	Harbin	\$45,000,000
		15	Suzhou	\$45,000,000
		16	Jinan	\$45,000,000
		17	Xi'an	\$45,000,000
		18	Changchun	\$45,000,000
Total				810,000,000

	COUNTRY		CITY	INVESTMENT
3	INDIA	1	Delhi	\$45,000,000
		2	Hyderabad	\$45,000,000
		3	Guwahati	\$45,000,000
		4	Gulbarga	\$45,000,000
		5	Faridabad	\$45,000,000
		6	Davanagere	\$45,000,000
		7	Bhopal	\$45,000,000
		8	Amritsar	\$45,000,000
		9	Allahabad	\$45,000,000
		10	Ahmedabad	\$45,000,000
		11	Indore	\$45,000,000
		12	Jabalpur	\$45,000,000
		13	Jaipur	\$45,000,000
		14	Ratlam	\$45,000,000
		15	Kanpur	\$45,000,000
		16	Kolkata	\$45,000,000
		17	Mumbai	\$45,000,000
		18	Najafgarh	\$45,000,000
Total				810,000,000

	COUNTRY		CITY	INVESTMENT
4	UK	1	London	\$45,000,000
		2	Manchester	\$45,000,000
		3	West Midland	\$45,000,000
		4	West Yorkshire	\$45,000,000
		5	GlasGow	\$45,000,000
5	France	6	Paris	\$45,000,000
		7	Lyon	\$45,000,000
		8	Strasbourg	\$45,000,000
		9	Bordeaux	\$45,000,000
		10	Toulouse	\$45,000,000
		11	Marseille	\$45,000,000
		12	Orléans	\$45,000,000
6	Germany	13	Stuttgart	\$45,000,000
		14	Munich	\$45,000,000
		15	Berlin	\$45,000,000
		16	Düsseldorf	\$45,000,000
		17	Dresden	\$45,000,000
		18	Mainz	\$45,000,000
Total				810,000,000

	COUNTRY		CITY	INVESTMENT
7	Netherland	1	Rotterdam	\$45,000,000
		2	Amsterdam	\$45,000,000
		3	Eindhoven	\$45,000,000
		4	Nijmegen	\$45,000,000
		5	Utrecht	\$45,000,000
8	Turkey	6	Istanbul	\$45,000,000
		7	Ankara	\$45,000,000
		8	Izmir	\$45,000,000
		9	Bursa	\$45,000,000
		10	Adana	\$45,000,000
		11	Gaziantep	\$45,000,000
		12	Konya	\$45,000,000
9	Switzerland	13	Geneve	\$45,000,000
		14	Bern	\$45,000,000
		15	Zürich	\$45,000,000
		16	Basel	\$45,000,000
		17	Lucerne	\$45,000,000
		18	Lausanne	\$45,000,000
Total				810,000,000

	COUNTRY		CITY	INVESTMENT
10	Belgium	1	Antwerp	\$45,000,000
		2	Ghent	\$45,000,000
		3	Leuven	\$45,000,000
		4	Charleroi	\$45,000,000
		5	Liège	\$45,000,000
		6	Bruges	\$45,000,000
11	Spain	7	Madrid	\$45,000,000
		8	Barcelona	\$45,000,000
		9	Granada	\$45,000,000
		10	Valencia	\$45,000,000
		11	Málaga	\$45,000,000
		12	Seville	\$45,000,000
12	Portugal	13	Lisbon	\$45,000,000
		14	Porto	\$45,000,000
		15	Braga	\$45,000,000
		16	Aveiro	\$45,000,000
		17	Setúbal	\$45,000,000
		18	Santarém	\$45,000,000
Total				810,000,000

	COUNTRY		CITY	INVESTMENT
13	Czech Republic	1	Prague (Praha)a	\$45,000,000
		2	Brno	\$45,000,000
		3	Plzeň	\$45,000,000
		4	Karlovy Vary	\$45,000,000
		5	Ostrava	\$45,000,000
14	Bosnia and Herzegovina	6	Sarajevo	\$45,000,000
		7	Banja Luka	\$45,000,000
		8	Tuzla	\$45,000,000
		9	Zenica	\$45,000,000
		10	Bijeljina	\$45,000,000
		11	Mostar	\$45,000,000
		12	Prijedor	\$45,000,000
		13	Brčko	\$45,000,000
		14	Doboj	\$45,000,000
15	Poland	15	Warsaw	\$45,000,000
		16	Gdańsk	\$45,000,000
		17	Kraków	\$45,000,000
		18	Łódź	\$45,000,000
Total				810,000,000

	COUNTRY		CITY	INVESTMENT
16	Sweden	1	Stockholm	\$45,000,000
		2	Göteborg	\$45,000,000
		3	Malmö	\$45,000,000
		4	Uppsala	\$45,000,000
17	Finland	5	Helsinki	\$45,000,000
		6	Espoo	\$45,000,000
		7	Tampere	\$45,000,000
		8	Vantaa	\$45,000,000
18	Azerbaijan	9	Baku	\$45,000,000
		10	Ganja	\$45,000,000
		11	Sumqayıt	\$45,000,000
		12	Mingachevir	\$45,000,000
		13	Lankaran	\$45,000,000
		14	Shirvan	\$45,000,000
		15	Nakhchivan	\$45,000,000
		16	Shamkir	\$45,000,000
		17	Shaki	\$45,000,000
		18	Yevlakh	\$45,000,000
Total				810,000,000

	COUNTRY		CITY	INVESTMENT
19	Austria	1	Graz	\$45,000,000
		2	Linz	\$45,000,000
		3	Sankt Pölten	\$45,000,000
		4	Vienna	\$45,000,000
20	Albania	5	Berat	\$45,000,000
		6	Peshkopi	\$45,000,000
		7	Durrës	\$45,000,000
		8	Elbasan	\$45,000,000
21	Bulgaria	9	Sofia	\$45,000,000
22	Croatia	10	Zagreb	\$45,000,000
23	Cyprus	11	Nicosia	\$45,000,000
24	Denmark	12	Copenhagen	\$45,000,000
		13	Aarhus	\$45,000,000
		14	Odense	\$45,000,000
25	Greek	15	Athens	\$45,000,000
		16	Thessaloniki	\$45,000,000
26	Hungary	17	Budapest	\$45,000,000
	Ireland	18	Dublin	\$45,000,000
Total				810,000,000

	COUNTRY		CITY	INVESTMENT
27	Italy	1	Rome	\$45,000,000
		2	Milan	\$45,000,000
		3	Naples	\$45,000,000
		4	Turin	\$45,000,000
28	Kazakhstan	5	Almaty	\$45,000,000
		6	Astana	\$45,000,000
		7	Karagandy	\$45,000,000
		8	Shymkent	\$45,000,000
29	Lithuania	9	Vilnius	\$45,000,000
30	Macedonia	10	Skopje	\$45,000,000
31	Norway	11	Oslo	\$45,000,000
32	Romania	12	Bucharest	\$45,000,000
33	Ukraine	13	Kiev	\$45,000,000
		14	Kharkiv	\$45,000,000
		15	Odessa	\$45,000,000
		16	Dnipropetrovsk	\$45,000,000
34	Moldova	17	Chişinău	\$45,000,000
		18	Tiraspol2	\$45,000,000
Total				810,000,000

	COUNTRY		CITY	INVESTMENT
35	Rusia	1	Moscow	\$45,000,000
		2	Saint Petersburg	\$45,000,000
		3	Novosibirsk	\$45,000,000
		4	Yekaterinburg	\$45,000,000
		5	Nizhny Novgorod	\$45,000,000
		6	Samara	\$45,000,000
		7	Kazan	\$45,000,000
		8	Omsk	\$45,000,000
		9	Chelyabinsk	\$45,000,000
		10	Rostov-na-Donu	\$45,000,000
		11	Ufa	\$45,000,000
		12	Volgograd	\$45,000,000
		13	Perm	\$45,000,000
		14	Krasnoyarsk	\$45,000,000
		15	Voronezh	\$45,000,000
		16	Dnipropetrovsk	\$45,000,000
		17	Saratov	\$45,000,000
		18	Tolyatti	\$45,000,000
Total				810,000,000

	COUNTRY		CITY	INVESTMENT
36	Gerorgia	1	Tbilisi	\$45,000,000
37	Armenia	2	Yerevan	\$45,000,000
38	Brazilia	3	São Paulo	\$45,000,000
		4	Rio de Janeiro	\$45,000,000
		5	Salvador	\$45,000,000
		6	Brasília	\$45,000,000
		7	Fortaleza	\$45,000,000
		8	Belo Horizonte	\$45,000,000
		9	Manaus	\$45,000,000
		10	Curitiba	\$45,000,000
		11	Recife	\$45,000,000
		12	Porto Alegre	\$45,000,000
		13	Belém	\$45,000,000
		14	Goiânia	\$45,000,000
		15	Guarulhos	\$45,000,000
		16	São Luís	\$45,000,000
		17	São Gonçalo	\$45,000,000
		18	Campinas	\$45,000,000
Total				810,000,000

	COUNTRY		CITY	INVESTMENT
39	Mexico	1	Mexico City	\$45,000,000
		2	Ecatepec	\$45,000,000
		3	Guadalajara	\$45,000,000
		4	Puebla	\$45,000,000
		5	León	\$45,000,000
		6	Juárez	\$45,000,000
		7	Tijuana	\$45,000,000
		8	Zapopan	\$45,000,000
		9	Monterrey	\$45,000,000
		10	Nezahualcóyotl	\$45,000,000
40	Argentina	11	Buenos Aires	\$45,000,000
		12	Córdoba	\$45,000,000
		13	Rosario	\$45,000,000
		14	Mendoza	\$45,000,000
		15	La Plata	\$45,000,000
		16	San Miguel de Tucumán	\$45,000,000
		17	Mar del Plata	\$45,000,000
		18	Santa Fe	\$45,000,000
Total				810,000,000

	COUNTRY		CITY	INVESTMENT
41	Panama	1	Panama City	\$45,000,000
		2	San Miguelito	\$45,000,000
42	Uruguay	3	Montevideo	\$45,000,000
43	Peru	4	Lima	\$45,000,000
44	Canada	5	Toronto	\$45,000,000
		6	Montreal	\$45,000,000
		7	Vancouver	\$45,000,000
		8	Ottawa–Gatineau	\$45,000,000
		9	Calgary	\$45,000,000
		10	Quebec	\$45,000,000
		11	Edmonton	\$45,000,000
		12	Winnipeg	\$45,000,000
		13	Hamilton	\$45,000,000
		14	Kitchener–Cambridge–Waterloo	\$45,000,000
		15	London	\$45,000,000
		16	St. Catharines–Niagara	\$45,000,000
		17	Halifax	\$45,000,000
		18	Saskatoon	\$45,000,000
Total				810,000,000

	COUNTRY		CITY	INVESTMENT
45	Cuba	1	Havana	\$45,000,000
		2	Santiago de Cuba	\$45,000,000
		3	Camagüey	\$45,000,000
		4	Holguín	\$45,000,000
		5	Santa Clara	\$45,000,000
		6	Guantánamo	\$45,000,000
46	Venezuela	7	Caracas*	\$45,000,000
		8	Maracaibo*	\$45,000,000
		9	Barquisimeto*	\$45,000,000
		10	Ciudad Guayana	\$45,000,000
		11	Barcelona*	\$45,000,000
47	Bolivia	12	Santa Cruz de la Sierra*	\$45,000,000
		13	La Paz	\$45,000,000
		14	Cochabamba	\$45,000,000
		15	El Alto	\$45,000,000
48	Chile	16	Santiago Metropolis	\$45,000,000
		17	Greater Concepción	\$45,000,000
		18	Greater Valparaíso	\$45,000,000
Total				810,000,000

	COUNTRY		CITY	INVESTMENT
49	Colombia	1	Bogotá	\$45,000,000
		2	Medellín	\$45,000,000
		3	Cali	\$45,000,000
		4	Barranquilla	\$45,000,000
		5	Cartagena	\$45,000,000
50	Costa Rica	6	San José	\$45,000,000
51	Ecuador	7	Guayaquil	\$45,000,000
		8	Quito	\$45,000,000
52	El Salvador	9	San Salvador	\$45,000,000
		10	Santa Ana	\$45,000,000
53	Guatemala	11	Guatemala City	\$45,000,000
		12	Mixco	\$45,000,000
		13	Villa Nueva	\$45,000,000
54	Honduras	14	Tegucigalpa	\$45,000,000
		15	San Pedro Sula	\$45,000,000
55	Jamaica	16	Kingston	\$45,000,000
56	Puerto Rico	17	San Juan	\$45,000,000
57	Dominican	18	Santo Domingo	\$45,000,000
Total				810,000,000

	COUNTRY		CITY	INVESTMENT
58	Botswana	1	Gaborone	\$45,000,000
58	Egypt	2	Cairo	\$45,000,000
		3	Alexandria	\$45,000,000
		4	Giza	\$45,000,000
		5	Shubra El-Kheima	\$45,000,000
		6	Port Said	\$45,000,000
		7	Suez	\$45,000,000
		8	Luxor	\$45,000,000
		9	al-Mansura	\$45,000,000
		10	El-Mahalla El-Kubra	\$45,000,000
		11	Tanta	\$45,000,000
59	Kenya	12	Nairobi	\$45,000,000
		13	Mombasa	\$45,000,000
60	Nigeria	14	Lagos	\$45,000,000
		15	Kano	\$45,000,000
		16	Ibadan	\$45,000,000
61	Mauritius	17	Port Louis	\$45,000,000
62	Lesotho	18	Maseru	\$45,000,000
Total				810,000,000

	COUNTRY		CITY	INVESTMENT
63	Rwanda	1	Kigali	\$45,000,000
64	Tanzania	2	Dar es Salaam	\$45,000,000
		3	Mwanza	\$45,000,000
		4	Arusha	\$45,000,000
		5	Dodoma	\$45,000,000
65	South Africa	6	Port Elizabeth	\$45,000,000
		7	Bloemfontein	\$45,000,000
		8	Johannesburg	\$45,000,000
		9	Durban	\$45,000,000
		10	Polokwane	\$45,000,000
		11	Nelspruit	\$45,000,000
		12	Rustenburg	\$45,000,000
		13	Kimberley	\$45,000,000
		14	Cape Town	\$45,000,000
66	Uganda	15	Kampala	\$45,000,000
67	Zambia	16	Lusaka	\$45,000,000
68	Zimbabwe	17	Harare	\$45,000,000
		18	Bulawayo	\$45,000,000
Total				810,000,000

	COUNTRY		CITY	INVESTMENT
69	Australia	1	Sydney	\$45,000,000
		2	Melbourne	\$45,000,000
		3	Brisbane	\$45,000,000
		4	Perth	\$45,000,000
		5	Adelaide	\$45,000,000
		6	Gold Coast–Tweed Heads	\$45,000,000
		7	Canberra–Queanbeyan	\$45,000,000
		8	Newcastle–Maitland	\$45,000,000
		9	Sunshine Coast	\$45,000,000
70	Japan	10	Tokyo	\$45,000,000
		11	Yokohama	\$45,000,000
		12	Osaka	\$45,000,000
		13	Nagoya	\$45,000,000
		14	Sapporo	\$45,000,000
		15	Kobe	\$45,000,000
		16	Kyoto	\$45,000,000
		17	Fukuoka	\$45,000,000
		18	Kawasaki	\$45,000,000
Total				810,000,000

	COUNTRY		CITY	INVESTMENT
71	South Korea	1	Busan	\$45,000,000
		2	Daegu	\$45,000,000
		3	Incheon	\$45,000,000
		4	Seoul	\$45,000,000
		5	Daejeon	\$45,000,000
		6	Gwangju	\$45,000,000
		7	Ulsan	\$45,000,000
		8	Suwon	\$45,000,000
72	Bangladesh	9	Dhaka	\$45,000,000
		10	Chittagong	\$45,000,000
		11	Khulna	\$45,000,000
		12	Narayanganj	\$45,000,000
73	Pakistan	13	Karachi	\$45,000,000
		14	Lahore	\$45,000,000
		15	Faisalabad	\$45,000,000
		16	Rawalpindi	\$45,000,000
		17	Multan	\$45,000,000
		18	Gujranwala	\$45,000,000
Total				810,000,000

	COUNTRY		CITY	INVESTMENT
74	Bhutan	1	Thimphu	\$45,000,000
		2	Phuntsholing	\$45,000,000
75	Fiji	3	Suva	\$45,000,000
76	Iran	4	Tehran	\$45,000,000
77		5	Mashhad	\$45,000,000
		6	Isfahan	\$45,000,000
		7	Karaj	\$45,000,000
		8	Tabriz	\$45,000,000
		9	Shiraz	\$45,000,000
		10	Ahwaz	\$45,000,000
		11	Qom	\$45,000,000
		12	Kermanshah	\$45,000,000
78	Israel	13	Nazareth	\$45,000,000
		14	Ramla	\$45,000,000
		15	Tel Aviv	\$45,000,000
		16	Jerusalem	\$45,000,000
79	Palestine	17	Gaza	\$45,000,000
		18	Ramallah (West Bank)	\$45,000,000
Total				810,000,000

	COUNTRY		CITY	INVESTMENT
80	Malaysia	1	Kuala Lumpur	\$45,000,000
		2	Johor Bahru	\$45,000,000
		3	Shah Alam	\$45,000,000
		4	Kuching	\$45,000,000
		5	Malacca City	\$45,000,000
81	Singapore	6	Singapore	\$45,000,000
82	Brunei	7	Bandar Seri Begawan	\$45,000,000
83	Thailand	8	Bangkok	\$45,000,000
		9	Nonthaburi	\$45,000,000
		10	Hat Yai	\$45,000,000
		11	Udon Thani	\$45,000,000
		12	Chiang Mai	\$45,000,000
84	Mongolia	13	Ulaanbaatar	\$45,000,000
85	Nepal	14	Kathmandu	\$45,000,000
		15	Pokhara	\$45,000,000
		16	Lalitpur	\$45,000,000
86	New Zealand	17	Auckland	\$45,000,000
		18	Wellington	\$45,000,000
Total				\$810,000,000

	COUNTRY		CITY	INVESTMENT
87	Philippines	1	Quezon City	\$45,000,000
		2	Manila	\$45,000,000
		3	Caloocan	\$45,000,000
		4	Davao City	\$45,000,000
		5	Cebu City	\$45,000,000
		6	Zamboanga City	\$45,000,000
		7	Pasig	\$45,000,000
		8	Makati	\$45,000,000
88	Sri Lanka	9	Colombo	\$45,000,000
		10	Dehiwala-Mount Lavinia	\$45,000,000
		11	Moratuwa	\$45,000,000
89	Vietnam	12	Hồ Chí Minh City	\$45,000,000
		13	Hà Nội	\$45,000,000
		14	Hải Phòng	\$45,000,000
		15	Cần Thơ	\$45,000,000
		16	Đà Nẵng	\$45,000,000
		17	Biên Hòa	\$45,000,000
		18	Nha Trang	\$45,000,000
Total				\$810,000,000

	COUNTRY		CITY	INVESTMENT
90	Tajikistan	1	Dushanbe	\$45,000,000
		2	Khujand	\$45,000,000
		3	Kulob	\$45,000,000
91	Kuwait	4	Kuwait City	\$45,000,000
92	Uzbekistan	5	Tashkent	\$45,000,000
		6	Namangan	\$45,000,000
		7	Andijan	\$45,000,000
		8	Samarkand	\$45,000,000
		9	Fergana	\$45,000,000
		10	Qarshi	\$45,000,000
93	Qatar	11	Doha	\$45,000,000
94	Uni Emirat Arab	12	Dubai	\$45,000,000
		13	Abu Dhabi	\$45,000,000
95	Arab Saudi	14	Jeddah	\$45,000,000
96	Jordan	15	Amman	\$45,000,000
97	Marocco	16	Fes	\$45,000,000
		17	Casablanca	\$45,000,000
		18	Rabat-Salé	\$45,000,000
Total				\$810,000,000

	COUNTRY		CITY	INVESTMENT
98	Madagascar	1	Antananarivo	\$45,000,000
99	Algeria	2	Algiers	\$45,000,000
		3	Oran	\$45,000,000
		4	Constantine	\$45,000,000
		5	Sétif	\$45,000,000
		6	Annaba	\$45,000,000
		7	Blida	\$45,000,000
		8	Batna	\$45,000,000
		9	Chlef	\$45,000,000
		10	Tlemcen	\$45,000,000
		11	Sidi Bel Abbès	\$45,000,000
100	Tunisia	12	Tunis	\$45,000,000
		13	Sfax	\$45,000,000
		14	Sousse	\$45,000,000
		15	Ettadhamen	\$45,000,000
		16	Gabès	\$45,000,000
		17	Kairouan	\$45,000,000
		18	Bizerte	\$45,000,000
Total				\$810,000,000

	COUNTRY		CITY	INVESTMENT
101	Indonesia	450 Cities and Town		